



Pinto Horse Association of Ohio

Spring Fling

Pattern Book

Champions Center

Springfield, OH

April 15-16, 2017

Pinto Horse Association of Ohio

Invites you to our

2017 Easter Egg Hunt

Sponsored by PTHAO Youth Club

All ages welcome...young and young at heart!

Sunday, April 16, 2017

Time TBA

Champions Center

Springfield, OH

HAPPY EASTER



2017 PINTO HORSE ASSOCIATION OF OHIO SHOWBILL

SATURDAY 8:30 AM

| | | |
|------------|---|--|
| J-1 | All Breed-Jackpot Halter | |
| 1 | Stock Type Halter-Mares, All Ages | |
| 2 | Grand & Reserve Stock Type Halter Mares | |
| 3 | Stock Type Halter-Geldings/Stallions, All Ages | |
| 4 | Grand & Reserve Stock Type Halter Geldings/Stallions | |
| 5 | Miniature Horse Halter, A & B Divisions, Mares | |
| 6 | Grand & Reserve Miniature Halter-Mares | |
| 7 | Miniature Horse Halter, A & B Divisions, Geldings & Stallions | |
| 8 | Grand & Reserve Miniature Horse Halter-Geldings & Stallions | |
| 9 | Pony Halter All Types, All Sexes | |
| 10 | Grand & Reserve Pony Halter | |
| 11 | Solid Registry Halter, All Ages/Sexes/Types | |
| 12 | Grand & Reserve Solid Registry Halter | |
| J-2 | All Breed-Jackpot Showmanship | |
| 13 | AM Western Showmanship Pony/Mini | |
| 14 | YA Western Showmanship Pony/Mini | |
| 15 | AM Novice Showmanship, Western/English | |
| 16 | JR AM Western Showmanship | |
| 17 | SR AM Western Showmanship | |
| 18 | Elite AM Western Showmanship | |
| 19 | YA Western Showmanship 13 & Under | |
| 20 | YA Western Showmanship 14 - 18 | |
| 21 | YA Walk/Trot Showmanship West/Eng 11 & Under | |
| 22 | Tobiano Color Horse All Types | |
| 23 | Overo Color Horse All Types | |
| 24 | AM Tobiano Color Horse All Types | |
| 25 | AM Overo Color Horse All Types | |
| 26 | YA Tobiano Color Horse All Types | |
| 27 | YA Overo Color Horse All Types | |
| 28 | AM Pony/Miniature Horse Halter, All Sexes | |
| 29 | YA Pony/Miniature Halter, Mares & Geldings | |
| 30 | Miniature Horse Color | |
| 31 | Pony Color | |
| 32 | Hunter Type Halter-Mares, All Ages | |
| 33 | Grand & Reserve Hunter Type Halter-Mares | |
| 34 | Hunter Type Halter-Geldings/Stallions, All Ages | |
| 35 | Grand & Reserve Hunter Type Halter-Geldings/Stallions | |
| 36 | Pleasure Saddle Type Halter-Mares, All Ages | |
| 37 | Grand & Reserve Pleasure Type Halter-Mares | |
| 38 | Pleasure Saddle Type Halter-Geldings/Stallions, All Ages | |
| 39 | Grand & Reserve Pleasure Type Halter-Geldings/Stallions | |
| 40 | AM Horse Halter-Mares, All Ages | |
| 41 | AM Horse Halter-Geldings/Stallions, All Ages | |
| 42 | YA Horse Halter-Mares, All Types | |
| 43 | YA Horse Halter-Geldings, All Types | |
| | BREAK | |
| 44 | Yearling Longe Line | |
| 45 | AM English Showmanship Pony/Mini | |
| 46 | YA English Showmanship Pony/Mini | |
| 47 | JR AM English Showmanship | |
| 48 | SR AM English Showmanship | |
| 49 | Elite AM English Showmanship | |
| 50 | YA English Showmanship 13 & Under | |
| 51 | YA English Showmanship 14 - 18 | |

BREAK - DRIVING WARM UP

| | | |
|------------|---|--|
| 52 | Pony Pleasure Driving | |
| 53 | Horse Pleasure Driving | |
| 54 | AM Pleasure Driving, Horse | |
| 55 | Miniature Horse Pleasure Driving | |
| 56 | Disciplined Rail Driving Miniature Horse | |
| 57 | Ideal Pinto Pleasure Driving, Miniature Horse | |
| | BREAK | |
| 58 | Hunter Under Saddle | |
| 59 | AM Hunter Under Saddle | |
| 60 | YA Hunter Under Saddle | |
| J-3 | All Breed-Jackpot Walk/Trot English Pleasure | |
| 61 | YA Walk/Trot English Pleasure 11 & Under | |
| 62 | AM Walk/Trot English Pleasure | |
| J-4 | All Breed-Jackpot English Pleasure | |
| 63 | English Pleasure Stock Types | |
| 64 | English Pleasure Hunter Types | |
| 65 | English Pleasure-Pleasure Saddle Types | |
| 66 | Solid Registry English Pleasure | |
| 67 | AM Novice English Pleasure All Types/Seats | |
| 68 | JR AM English Pleasure | |
| 69 | SR AM English Pleasure | |
| 70 | Elite AM English Pleasure | |
| 71 | YA English Pleasure 13 & Under | |
| 72 | YA English Pleasure 14 - 18 | |
| 73 | English Pleasure Jr Horse | |
| 74 | English Pleasure Sr Horse | |
| | BREAK | |
| J-5 | All Breed-Jackpot Walk/Trot English Equitation | |
| 75 | YA Walk/Trot English Equitation 11 & Under | |
| 76 | AM Walk/Trot English Equitation | |
| J-6 | All Breed-Jackpot English Equitation | |
| 77 | AM Novice Equitation | |
| 78 | JR AM Equitation | |
| 79 | SR AM Equitation | |
| 80 | Elite AM Equitation | |
| 81 | YA Equitation 13 & Under | |
| 82 | YA Equitation 14 - 18 | |
| 83 | Disciplined Rail English | |
| 84 | AM Disciplined Rail English | |
| 85 | YA Disciplined Rail English | |
| 86 | Ideal Pinto English All Types | |
| 87 | YA Ideal Pinto English | |
| 88 | AM Ideal Pinto English | |
| | SUNDAY 8:30 AM | |
| 89 | Miniature Hunter in Hand | |
| 90 | Pony Jumping in Hand | |
| 91 | Miniature Jumping in Hand | |
| 92 | AM Pony/Miniature Jumping in Hand | |
| 93 | YA Pony/Miniature Jumping in Hand | |
| 94 | Pony Trail in Hand | |
| 95 | Miniature Trail in Hand | |
| 96 | AM Pony/Miniature Trail in Hand | |
| 97 | YA Pony/Miniature Trail in Hand | |

| | | |
|------------|--------------------------------|--|
| J-7 | All Breed-Jackpot Trail | |
| 98 | Trail Horse | |
| 99 | Solid Registry Trail | |
| 100 | AM Novice Trail | |
| 101 | AM Trail | |
| 102 | YA Trail | |
| 103 | YA Walk/Trot Trail 11 & Under | |
| 104 | AM Walk/Trot Trail | |
| 105 | Western Dressage | |

BREAK

| | | |
|------------|--|--|
| 106 | AM Pleasure Driving Pony/Miniature Horse | |
| 107 | YA Pleasure Driving Pony/Miniature Horse | |
| 108 | AM Reinsmanship Pony/Miniature Horse | |
| 109 | YA Reinsmanship Pony/Miniature Horse | |
| 110 | AM Disciplined Rail Driving Pony/Miniature Horse | |
| 111 | YA Disciplined Rail Driving Pony/Miniature Horse | |
| 112 | AM Ideal Pinto Driving Pony/Miniature Horse | |
| 113 | YA Ideal Pinto Driving Pony/Miniature Horse | |

BREAK

| | | |
|------------|---|--|
| J-8 | All Breed-Jackpot Walk/Trot Western Pleasure | |
| 114 | YA Walk/Trot Western Pleasure 11 & Under | |
| 115 | AM Walk/Trot Western Pleasure | |
| J-9 | All Breed-Jackpot Western Pleasure | |
| 116 | Western Pleasure Stock Types | |
| 117 | Western Pleasure Hunter Types | |
| 118 | Western Pleasure-Pleasure Saddle Types | |
| 119 | Solid Registry Western Pleasure | |
| 120 | AM Novice Western Pleasure All Types | |
| 121 | JR AM Western Pleasure | |
| 122 | SR AM Western Pleasure | |
| 123 | Elite AM Western Pleasure | |
| 124 | YA Western Pleasure 13 & Under | |
| 125 | YA Western Pleasure 14 - 18 | |
| 126 | Western Pleasure Junior Horse | |
| 127 | Western Pleasure Senior Horse | |

BREAK

| | | |
|-------------|---|--|
| 128 | YA Lead-Line 8 & Under | |
| J-10 | All Breed-Jackpot Walk/Trot Horsemanship | |
| 129 | YA Walk/Trot Horsemanship 11 & Under | |
| 130 | AM Walk/Trot Horsemanship | |
| J-11 | All Breed-Jackpot Horsemanship | |
| 131 | AM Novice Horsemanship | |
| 132 | JR AM Horsemanship | |
| 133 | SR AM Horsemanship | |
| 134 | Elite AM Horsemanship | |
| 135 | YA Horsemanship 13 & Under | |
| 136 | YA Horsemanship 14 - 18 | |
| 137 | Disciplined Rail Western | |
| 138 | AM Disciplined Rail Western | |
| 139 | YA Disciplined Rail Western | |
| 140 | Ideal Pinto Western All Types | |
| 141 | YA Ideal Pinto Western | |
| 142 | AM Ideal Pinto Western | |
| 143 | YA Bareback Western Horsemanship | |
| 144 | AM Bareback Western Horsemanship | |

Walk/Trot Exhibitors may not cross enter into canter classes except if only entered in Jackpot W/T

PLEASE USE THE SAME BACK NUMBER FOR THE ENTIRE PHAO SHOW SEASON

2017 PINTO HORSE ASSOCIATION OF OHIO SHOWS

| Dates | Locations | Show Manager | Show Manager | Judges | Please Read Entire Sheet Carefully!! |
|---|--|---|---|---|--|
| April 15 & 16 | "Spring Fling" Champions Center Springfield, OH | Dick & Nancy Bredemeier nbredem1@kent.edu 330-221-6562 | Desiree Herchek desireeherchek@yahoo.com 330-309-1418 | A. Mary Ann Fielitz, OH B. Sandra Guy-Fox, MI C. Melinda Guy, MI D. Stephen Shank, NY | FORMS NEEDED When Pre-Entering: Entry Forms For Weekend Fee Summary Sheet Copy of Registration Papers (Both Sides) Copy of Membership Cards Check made out to: PTHAO |
| May 20 & 21 | "Summer Warm Up" Fulton Co. Fairgrounds Wauseon, OH | Betty Jo Hickman bhickman90@gmail.com 440-213-9174 | Megan Herner herner7@yahoo.com 419-681-0133 | A. Mike Carlson, IN B. Larry Cline, IN C. Carol Craig, IN D. Chris Stine, OH | Please Send Pre-entries and Stalls To: Tammy Braden 423 State Route 61 E Norwalk, OH 44857 419-706-9261 |
| July 15 & 16 | "Lots O' Spots" Findlay University Findlay, OH | Angie Wolfe wolfegal70@gmail.com 419-706-9512 | Shelly Nalle-Icenhauer shelle@amfam.com 419-651-4127 | A. Pauline Crull, IN B. Christie King-Moree, IN C. Duke Neff, MO D. James Simpson, CAN | |
| Sept. 23 & 24 | "Fall Wind Up" Fulton Co. Fairgrounds Wauseon, OH | Amy Leibold leibold1043@yahoo.com 419-706-6135 | Pete Thornton threeponys@frontier.com 330-527-7669 | A. Tim Ablor, MI B. Karen Maas, MI C. Daren Wright, OH D. Stephanie McConnell Hill, IN | PLEASE USE THE SAME BACK NUMBER FOR THE ENTIRE PTHAO SEASON |
| COPY OF NEGATIVE COGGINS TEST REQUIRED FOR ALL OUT OF STATE HORSES, PONIES OR MINIATURE HORSES | | | | | |
| Entry Fees: | | Stalls, Camping and Grounds Fees: | | | |
| \$125.00 Pre-Entry and \$150.00 Post Entry Unlimited Classes | | Stalls = \$50.00 Springfield \$35.00 Wauseon \$60.00 Findlay | | | |
| \$25.00 Per Class | | Camping = \$60.00 Springfield \$45.00 Wauseon \$50.00 Findlay | | | |
| \$1.00 Per class for every class entered per PTHA | | \$15.00/per Horse Grounds Fee for ANY Horse Uninstalled Through Show Management | | | |
| \$5.00 PTHA ROM Fee Per Judge = \$20.00 Per Horse | | Shavings will be available on the grounds | | | |
| \$10.00 Office Fee Per Horse | | | | | |
| Walk/Trot and Leadline Entry Fee: | | | | | |
| \$5.00 Entry Fee per class for Leadline and Walk/Trot Classes | | | | | |
| (Unless horse is in weekend economy fee.) | | | | | |
| (PTHA Fees do not apply.) | | | | | |

Jackpot Classes:
Open to ANY Breed Horses - Do NOT have to be members of Ohio or PTHA to show a horse in Jackpot Classes
To be Judged by 1 Judge
Walk/Trot can cross enter into cantering classes
\$10.00 Entry Fee Per Jackpot Class (Separate Entry Form)
Payback for Jackpot Classes:
PTHA will retain 20% of Entry Fee
1st = 30%, 2nd = 20%, 3rd = 15%, 4th = 10% and 5th = 5%

PRE-ENTRIES should be mailed to the correct person and must be received one week prior to the show date. Pre-Entries may be canceled no later than the Thursday Preceding the show. Refunds will be given up to the show date with proof of injury to horse or exhibitor. No weather related refunds will be given. Checks for pre-entries will not be deposited until after the show. There will be a \$25.00 fee on all returned checks and subject to additional penalties.

ADDITIONAL INFORMATION: All of the above shows are approved for PTHA and PTHAO. Entries must be made in accordance with the current PTHA rules. All horse owners or lessees must show a current PTHA membership card or purchase one at the show. Owners, youth exhibitors, and amateur exhibitors must belong to PTHAO and submit their nomination forms and fees to the Point Secretary in order to be qualified for PTHA year end awards. PTHA registration papers, type card, or photocopies of both sides of those items must be presented at the show office when entering the show. Show rules are those of the current PTHA National Rule Book. The show management reserves the right to cancel, combine, or split classes as entries warrant. By entering these shows, owners, lessees, and exhibitors agree that PTHA, PTHAO, the show grounds, and the show committee will not be held responsible for any losses, injuries, damages, or debts in connection with these shows. All dogs must be on a leash no longer than 6' while being lead and 10' when tied.

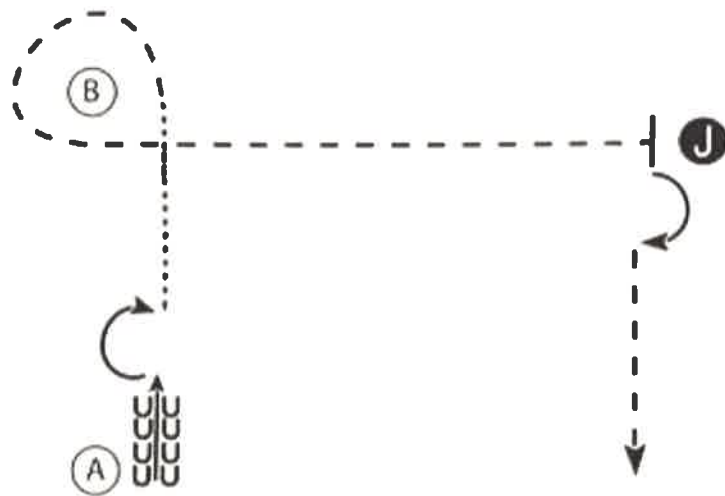
Horse/Pony/Miniature horses staying overnight must be in a stall
PTHAO RULE: Amateur and Youth classes will be combined if less than 5 entries in any Amateur or Youth division. (Jr. & Sr. & Elite, 14-18 & 13 & under)

AM NOVICE SHOWMANSHIP Class 15

YA WALK/TROT SHOWMANSHIP Class 21

ENGLISH SHOWMANSHIP Classes 45, 46, 47

48, 49, 50, 51



1. At A back 4 steps
2. Perform a 180 degree turn
3. Walk to B
4. At B trot around B and to the judge, set up for inspection
5. When dismissed perform a 90 degree turn and trot straight away from the judge

Walk - - - - -

Trot - - - - -

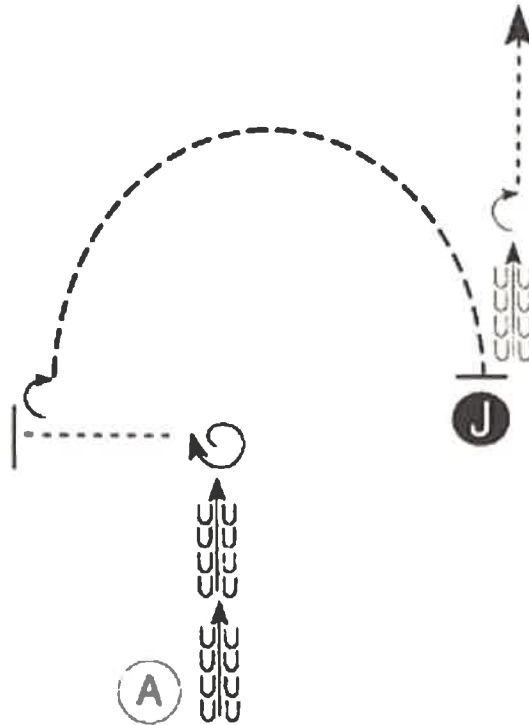
Back ←

Marker

Judge

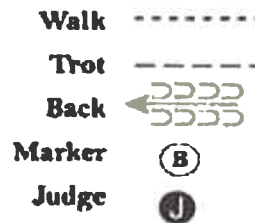
WESTERN SHOWMANSHIP

Classes J-2, 13, 14, 16, 17, 18, 19, 20



Be ready at A.

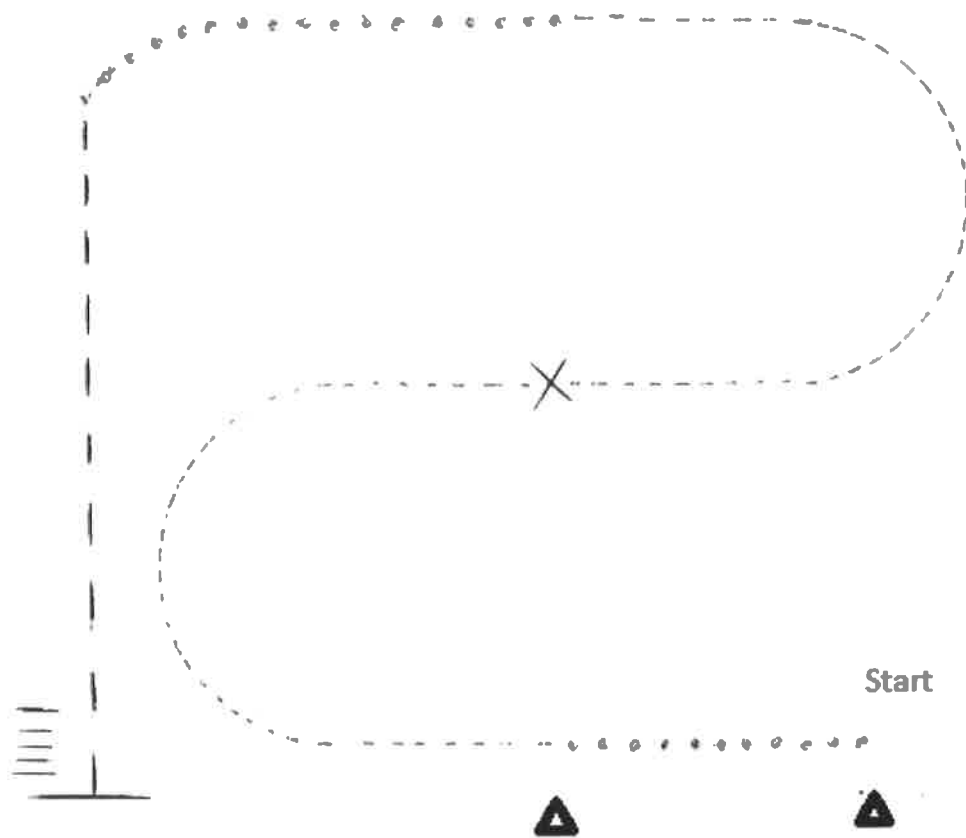
1. When acknowledged, back approximately 2 horse lengths..
2. Perform a 405 degree turn (1 1/4).
3. Walk approximately two horse lengths.
4. Stop and perform a 90 degree turn.
5. Trot in a half circle to Judge.
6. Stop and set up for inspection.
7. When dismissed, back approximately one horse length.
8. Perform a 180 degree turn and walk straight away from judge.



Follow the instructions of your ring steward.

WALK TROT ENGLISH EQUITATION

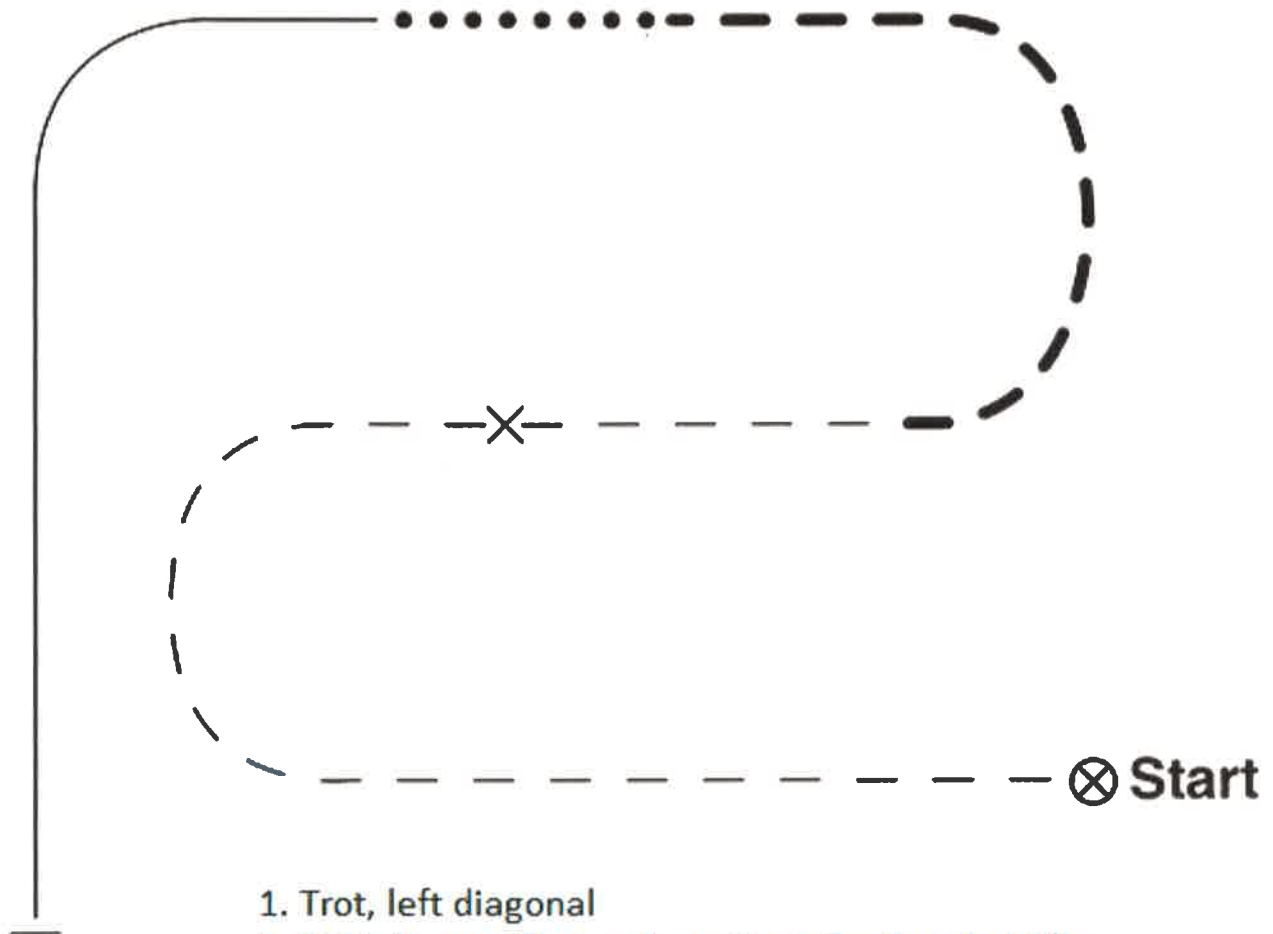
Classes J-5, 75, 76



1. Walk to second cone
2. Posting trot to X
3. At X change diagonal
4. Walk when even with second cone. Continue around curve
5. Normal trot, sitting
6. Halt when even with cones
7. Back 4 steps
6. Exit at walk or trot

NOVICE AM ENGLISH EQUITATION

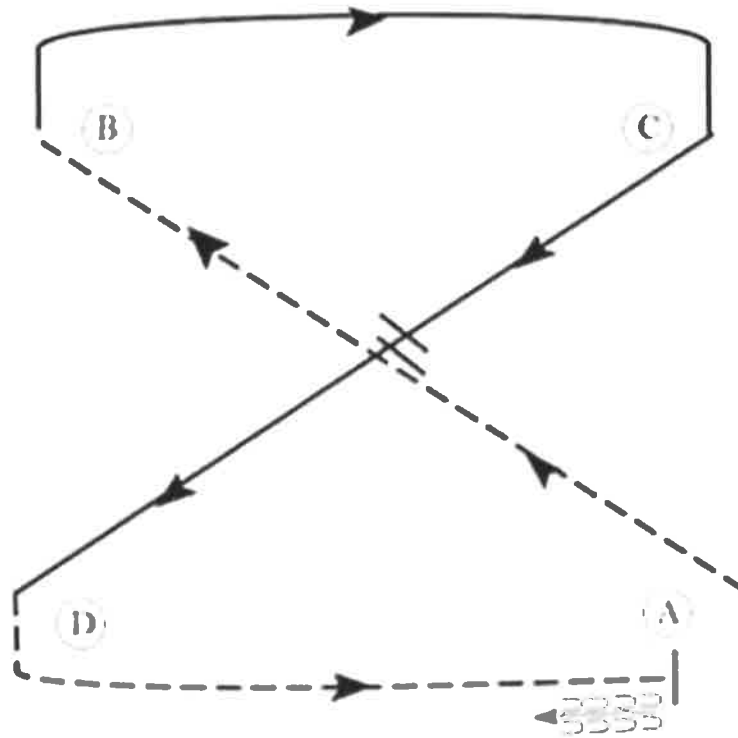
Class 77



1. Trot, left diagonal
2. At X change diagonal, continue for 3 or 4 strides
3. Change to sitting trot, continue around curve
4. Walk
5. Canter, left lead
6. Stop.
7. Pattern complete. Exit at walk or trot

ENGLISH EQUITATION

Classes J-6, 78, 79, 80, 81, 82



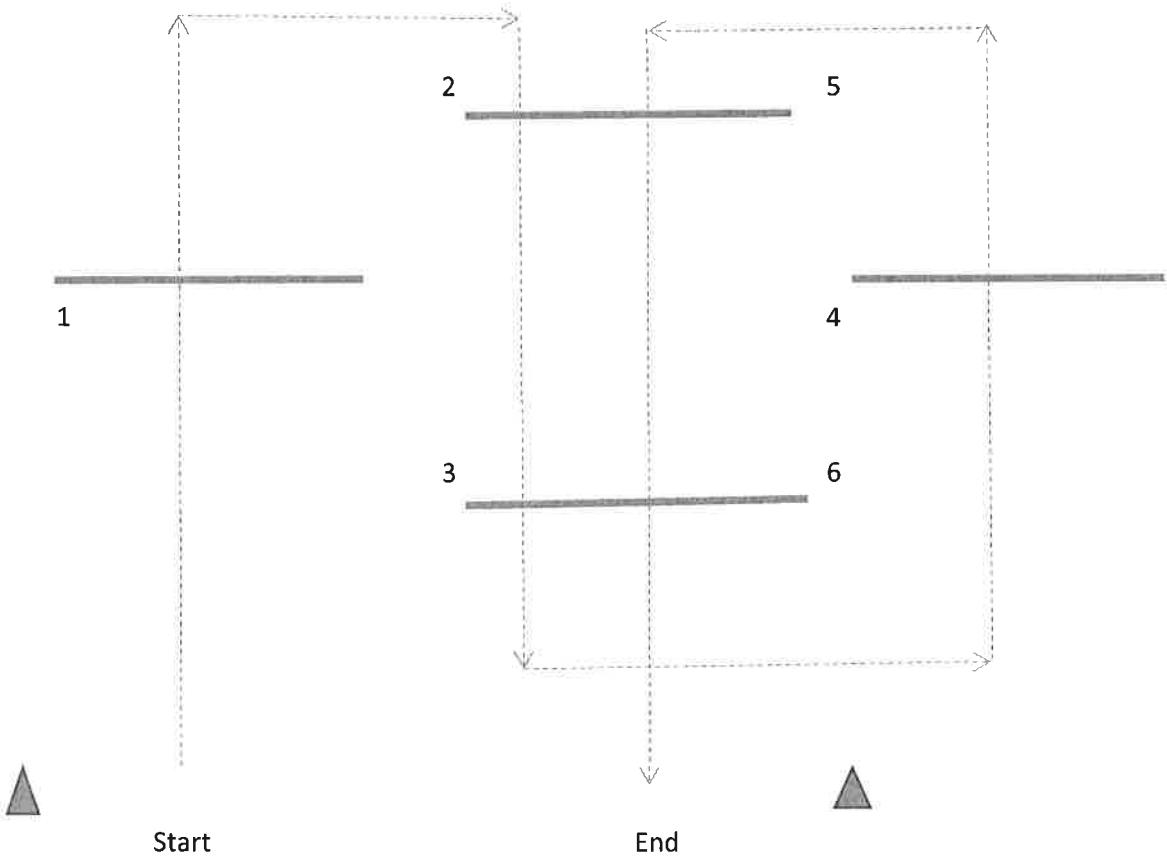
Be ready at A

1. Posting trot, left diagonal to B
2. Canter right lead around C and 1/2 way to D
3. Simple or flying change, canter to D
4. Posting trot on right diagonal to A
5. Halt at A and back approximately one horse length

Exit at sitting trot.

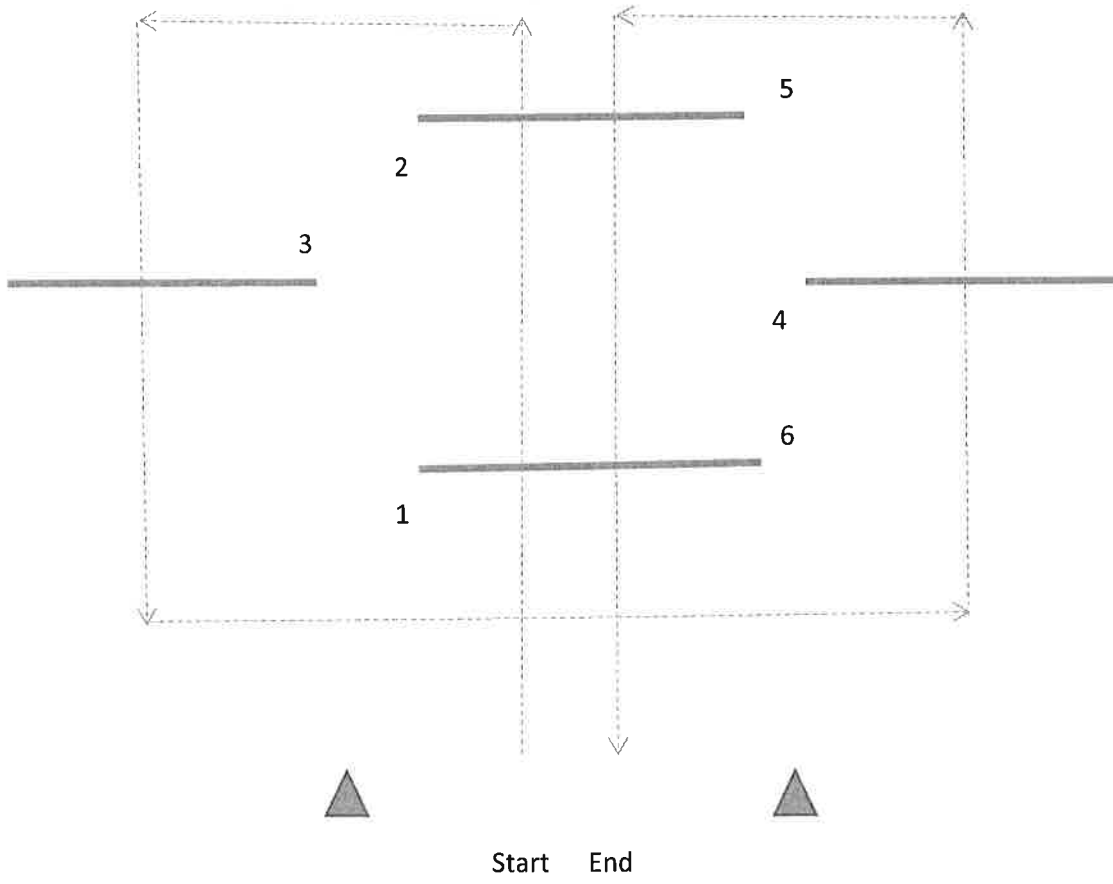
| | |
|---------------|---------------------|
| Walk | |
| Trot | ----- |
| Extended Trot | ----- |
| Canter | ————— |
| Leg Yield | |
| Lead Change | ↙ ↘ |
| Back | ← ← ← ← ← ← ← ← ← ← |
| Marker | ⊙ |
| Sidepass | ← ← |
| Hand Gallop | ————— |

Class 89



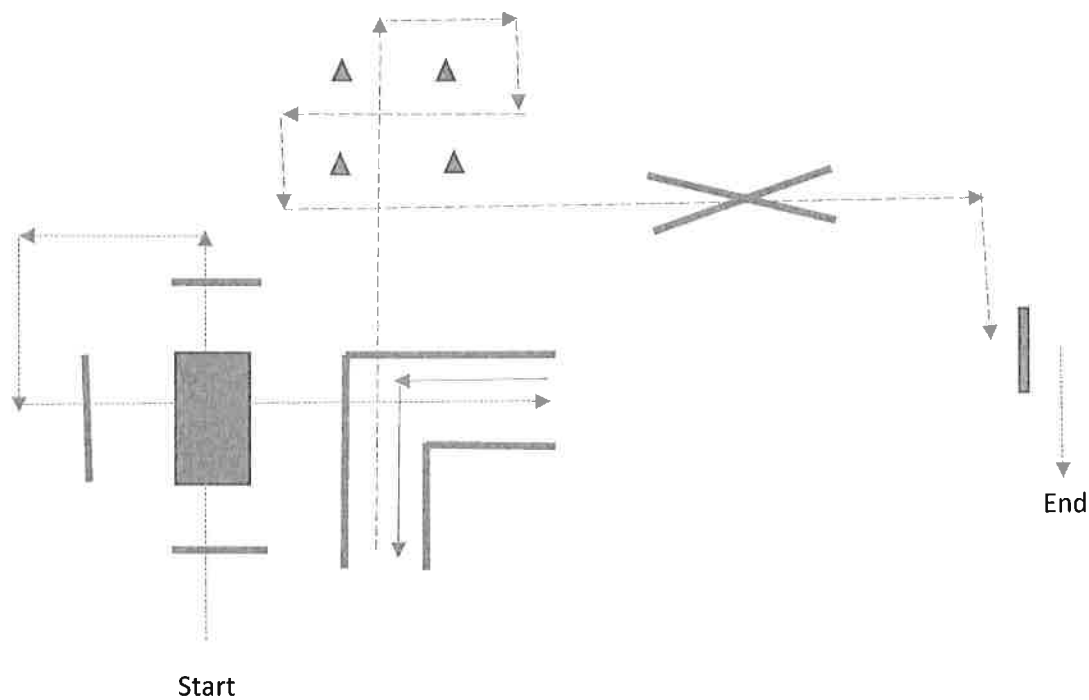
Pony Jumping in Hand
Miniature Jumping in Hand
AM & YA Pony/Miniature Jumping in Hand

Classes 90, 91, 92, 93



Pony Trail in Hand
Miniature Trail in Hand
AM & YA Pony/Miniature Trail in Hand
YA Walk/Trot Trail 11 & Under
AM Walk/Trot Trail

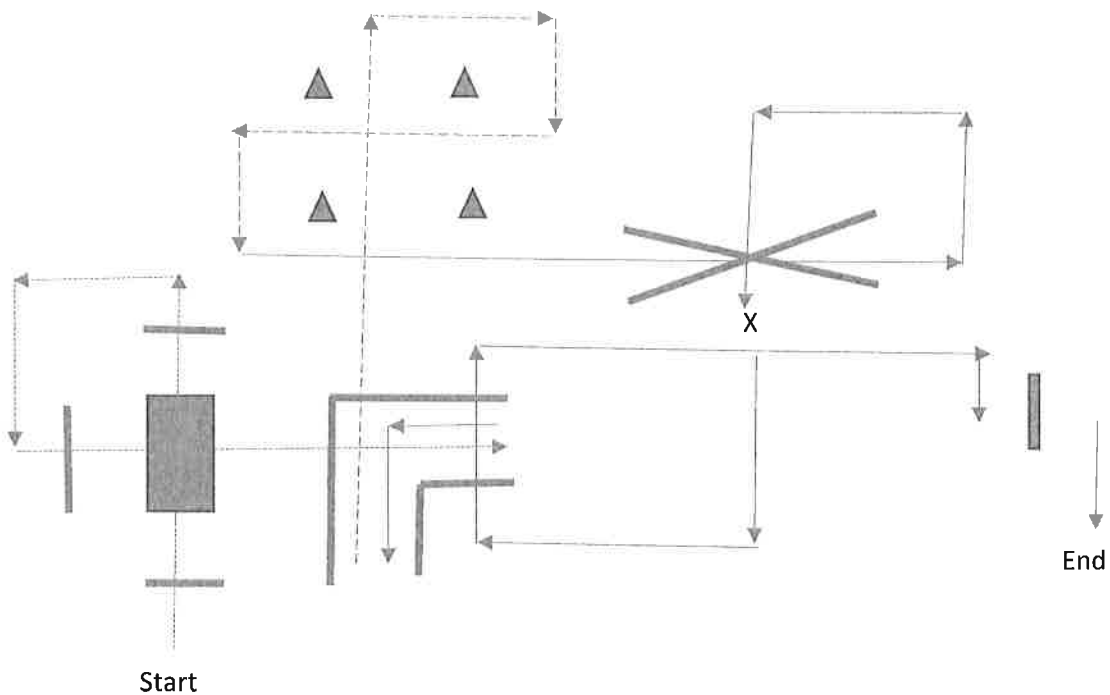
Classes 94, 95, 96, 97, 103, 104



1. Walk over bridge and logs
2. Walk into chute
3. Back L thru chute
4. Jog out of chute and around cones
5. Jog over logs
6. Perform left hand push gate
7. 180 degree turn to right and exit at walk

Trail Horse
Solid Registry Trail
AM Novice Trail
AM & YA Trail

Classes J-7, 98, 99, 100, 101, 102



1. Walk over bridge and logs
2. Walk into chute
3. Back L thru chute
4. Jog out of chute and around cones
5. Left lead lope over logs
6. Flying or simple lead change and right lead lope over logs
7. Perform left hand push gate
8. 180 degree turn to right and exit at walk



WDA A 2017 WESTERN DRESSAGE BASIC LEVEL TEST 2
 WESTERN DRESSAGE ASSOCIATION® OF AMERICA

| PURPOSE |
|--|
| Tests confirm that the horse is supple and moves freely forward in a clear steady rhythm, accepting light contact with the bit. The horse demonstrates greater understanding of the aids and calm acceptance of the bridle; greater emphasis is placed on relaxation, harmony, rideability and pure gaits. The horse is beginning to develop more impulsion and balance. |

| NEW REQUIREMENTS |
|----------------------------|
| One loop 10m off the track |

| | |
|---------------------------|--|
| ENTRY NO: | |
| ARENA SIZE: | Small (40m x 20m) or Large (60m x 20m) |
| AVERAGE RIDE TIME: | 4:00 (Small) or 5:00 (Large) |
| MAXIMUM PTS: | 230 |

All jog work may be ridden sitting or rising.

*COEFFICIENT

| | TEST | DIRECTIVES | POINTS | TOTAL | REMARKS |
|----|--------------------|---|--------|-------|---------|
| 1 | A X | Enter working jog Halt through the walk, salute Proceed working jog | | | |
| 2 | C H - X - K | Track left One loop, working jog | | 2 | |
| 3 | K - B B | Continue on the rail, working jog Turn left, working jog | | | |
| 4 | X Before X | Circle left 20m, working jog Develop working lope, left lead | | | |
| 5 | X Before X | Circle left 20m, working lope Develop working jog | | | |
| 6 | E A | Turn left, working jog Working walk | | | |
| 7 | F - X - H H | Change rein, free walk Working walk | | 2 | |
| 8 | C B | Working jog Turn right, working jog | | | |
| 9 | X Before X | Circle right 20m, working jog Develop working lope, right lead | | | |
| 10 | X Before X | Circle right 20m, working lope Develop working jog | | | |
| 11 | E E - M | Turn right, working jog Continue on the rail, working jog | | | |
| 12 | M - X - F | One loop, working jog | | 2 | |
| 13 | A Between A & X | Down centerline Develop working walk for 6-8 steps, then develop working jog | | | |
| 14 | G | Halt through the walk, salute | | | |

Leave arena at A in a walk with looped or long reins.



WDAA 2017 WESTERN DRESSAGE BASIC LEVEL TEST 2
 | WESTERN DRESSAGE ASSOCIATION® OF AMERICA

*COEFFICIENT

| COLLECTIVE MARKS | POINTS | * COEFFICIENT | TOTAL | ERRORS (deduct) |
|--|--|---------------|-------|-----------------|
| GAITS: freedom and regularity. | | 1 | | |
| IMPULSION: desire to move forward with suppleness of the back and steady tempo | | 1 | | |
| RIDER'S POSITION, SEAT AND HANDS: well-balanced elastic seat demonstrating vertical, centered alignment, with light independent contact from hand(s) | | 1 | | |
| RIDER'S CORRECT AND EFFECTIVE USE OF THE AIDS: evidenced by the horse's responsiveness; steady elastic connection cultivating athletic expression. Accuracy - precise placement of the figures and transitions, the effectiveness of the rider's aids determines the accurate fulfillment of the required movements of the tests | | 1 | | |
| HARMONY: The horse accepts the aids and influence of the rider with attention, relaxation and confidence; and demonstrates a willing partnership between horse and rider resulting in a free flowing performance. | | 2 | | |
| SUBTOTAL: | total of points and coefficients above | | | |
| ERRORS: | subtract from subtotal | | | |
| TOTAL POINTS: (max points 230) | subtotal minus any errors | | | |

REMARKS:

Attention competitors submitting points to WDAA for the Horse Lifetime Points & Awards Program: Only this bottom portion needs to be submitted along with the Test/Rail Submission Form to verify your points. Please go to www.westerndressageassociation.org for more information.

WDAA 2017 BASIC LEVEL TEST 2

Name of Competition

Date of Competition

Name and Number of Horse

Name of Rider

Final Score
Maximum Points: 230

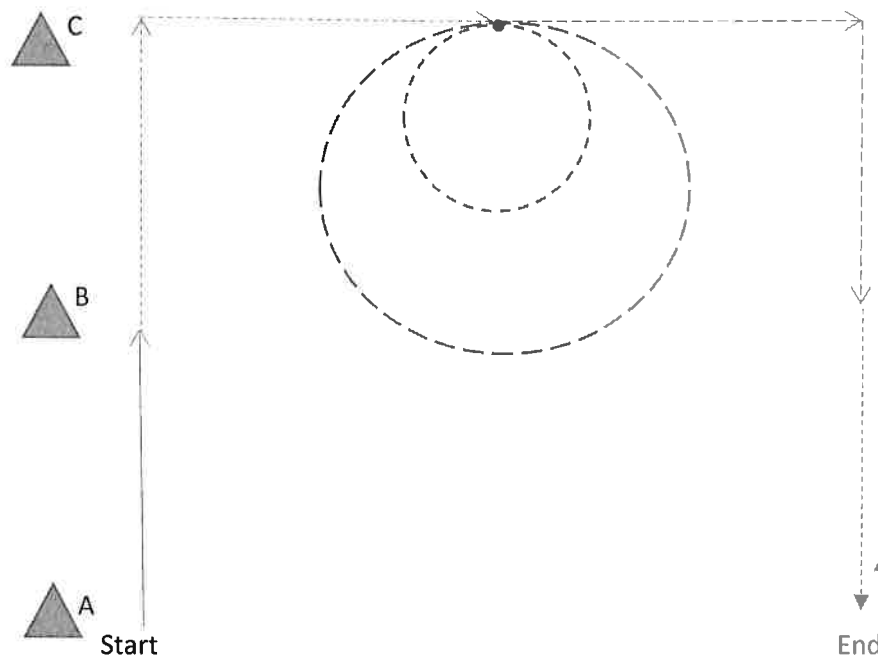
Points / Percent

Name of Judge

Signature of Judge

AM & YA Reinsmanship Pony/Miniature Horse


Classes 108, 109



- Walk from A to B
- Medium trot at B, turn right at C
- In center of arena perform 1st circle to right at medium trot
- Perform a larger 2nd circle to right at the extended trot
- Continue at extended trot
- Turn right and continue
- When even with B come back to medium trot
- When even with A halt and reinback 5 steps

WALK TROT HORSEMANSHIP

Classes J-10, 129, 130



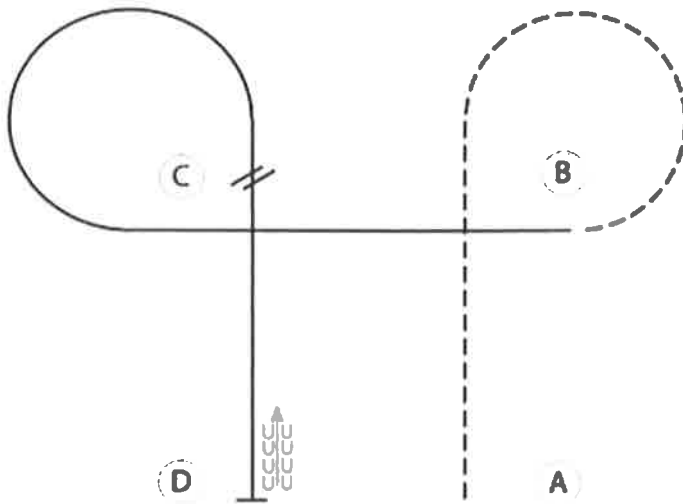
Be ready at A.

1. Jog to just before B.
2. Walk around B.
3. Jog halfway then extend the jog to C.
4. Stop and perform a 3/4 turn to the right.
5. Jog until even with A.
6. Stop and back 5 steps. Pattern is complete, exit at a jog.

| | |
|---------------------|------------------------|
| Walk | ----- |
| Jog | - - - - - |
| Extended Jog | ----- |
| Lope | ===== |
| Lead Change | ----- / \ ----- |
| Back | ← 55555 |
| Marker | ⊙ B |

NOVICE AM HORSEMANSHIP

class 131



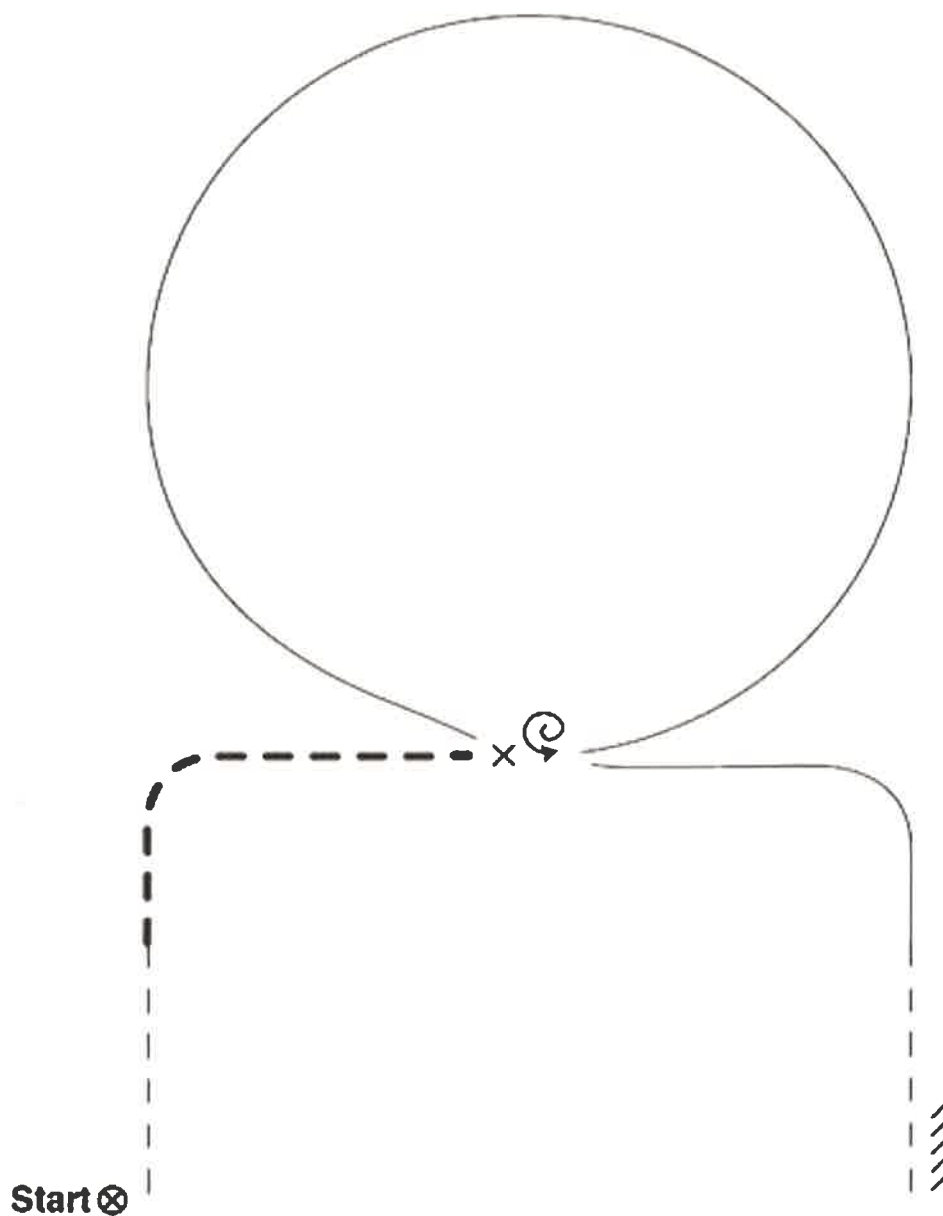
1. Jog A to B.
2. Jog a circle around B.
3. At B, lope on the right lead to C.
4. Lope a circle around C.
5. At C, perform a simple lead change and continue to D.
6. At D, stop and back one horse length.

Follow the instructions of your ring steward.

| | |
|--------------|-----------|
| Walk | ----- |
| Jog | - - - - - |
| Extended Jog | — — — — |
| Lope | ===== |
| Leg Yield | |
| Lead Change | ↙ ↘ |
| Back | ← ○○○○ |
| Marker | ○ B |

WESTERN HORSEMANSHIP

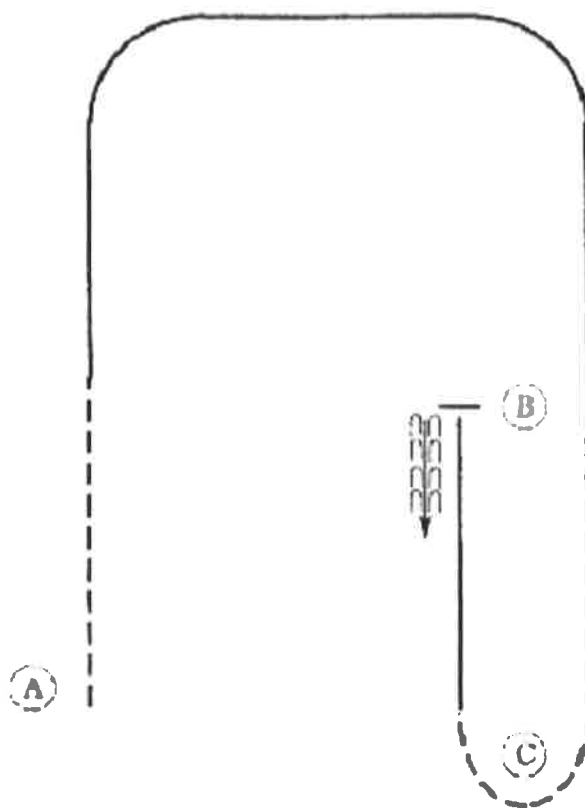
Classes J-11, 132, 133, 134, 135, 136



1. Jog $\frac{1}{2}$ line; extend trot to middle
2. Stop; 360 degree turn to left
3. Lope a circle on the left lead
4. Change leads (simple or flying)
5. Lope right lead; break to jog
6. Stop and back
7. Exit at walk or trot

YA/AM BAREBACK WESTERN HORSEMANSHIP

Classes 143, 144



Be ready at A

1. Jog until even with B
2. Lope, right lead to B
3. Slightly extended jog from B around C
4. Lope, left lead to B
5. Stop and back four steps
6. Pattern complete, exit at walk or jog

